

AUSTRALIAN AUSTRALIAN AUSTRALIAN AUSTRALIAN AUSTRALIAN AUSTRALIAN AUSTRALIAN
INSTITUTE OF INSTITUTE OF INSTITUTE OF INSTITUTE OF INSTITUTE OF INSTITUTE OF INSTITUTE OF
MINE SURVEYORS MINE SURVEYORS MINE SURVEYORS MINE SURVEYORS MINE SURVEYORS MINE SURVEYORS

AIMS



Australian Institute of Mine Surveyors Ltd

AUSTRALIAN AUSTRALIAN AUSTRALIAN AUSTRALIAN AUSTRALIAN AUSTRALIAN AUSTRALIAN
INSTITUTE OF INSTITUTE OF INSTITUTE OF INSTITUTE OF INSTITUTE OF INSTITUTE OF INSTITUTE OF
MINE SURVEYORS MINE SURVEYORS MINE SURVEYORS MINE SURVEYORS MINE SURVEYORS MINE SURVEYORS



AUSTRALIAN AUSTRALIAN AUSTRALIAN AUSTRALIAN AUSTRALIAN AUSTRALIAN AUSTRALIAN
INSTITUTE OF INSTITUTE OF INSTITUTE OF INSTITUTE OF INSTITUTE OF INSTITUTE OF INSTITUTE OF
MINE SURVEYORS MINE SURVEYORS MINE SURVEYORS MINE SURVEYORS MINE SURVEYORS MINE SURVEYORS

FINANCIAL PERFORMANCE

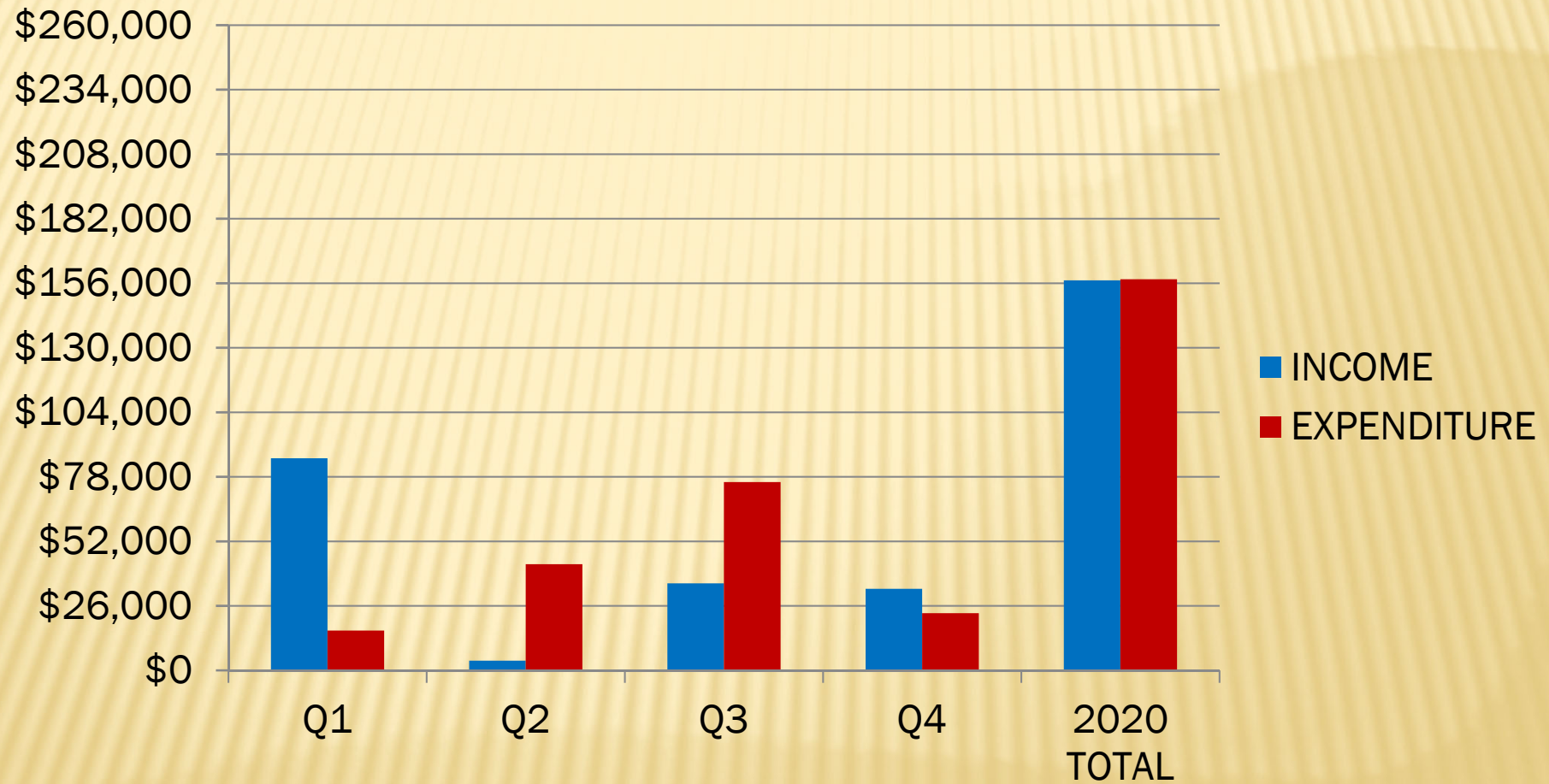
(TREASURERS REPORT 2021)



AGENDA

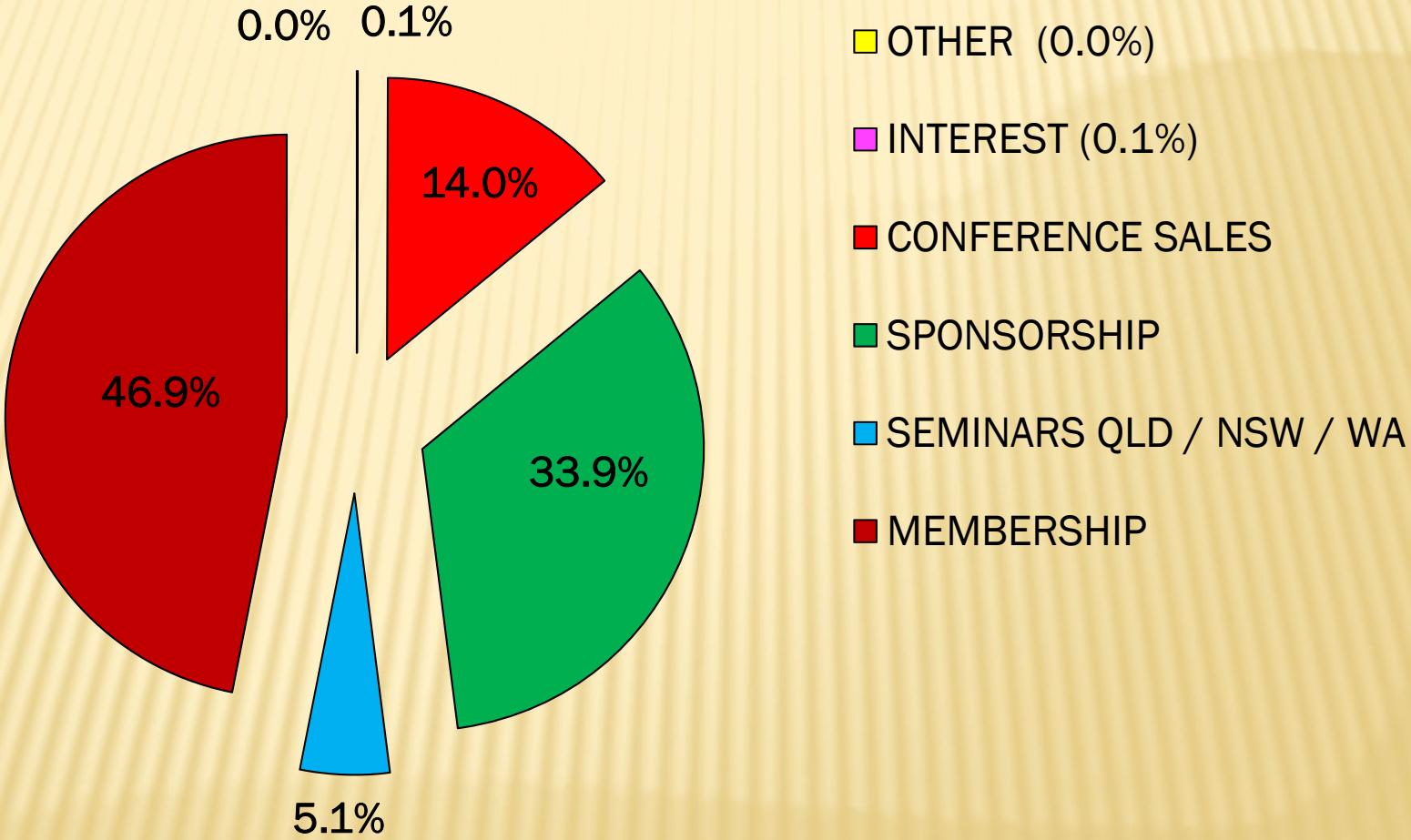
- ✘ Income & Expenditure 2020 (Q1 to Q4)
- ✘ 2020 Income (Detail)
- ✘ 2020 Expenditure (Detail)
- ✘ 2020 Summary
- ✘ 2021 Income (Jan –Nov)
- ✘ 2021 Expenditure (Jan –Nov)
- ✘ 2021 Summary

INCOME & EXPENDITURE 2020

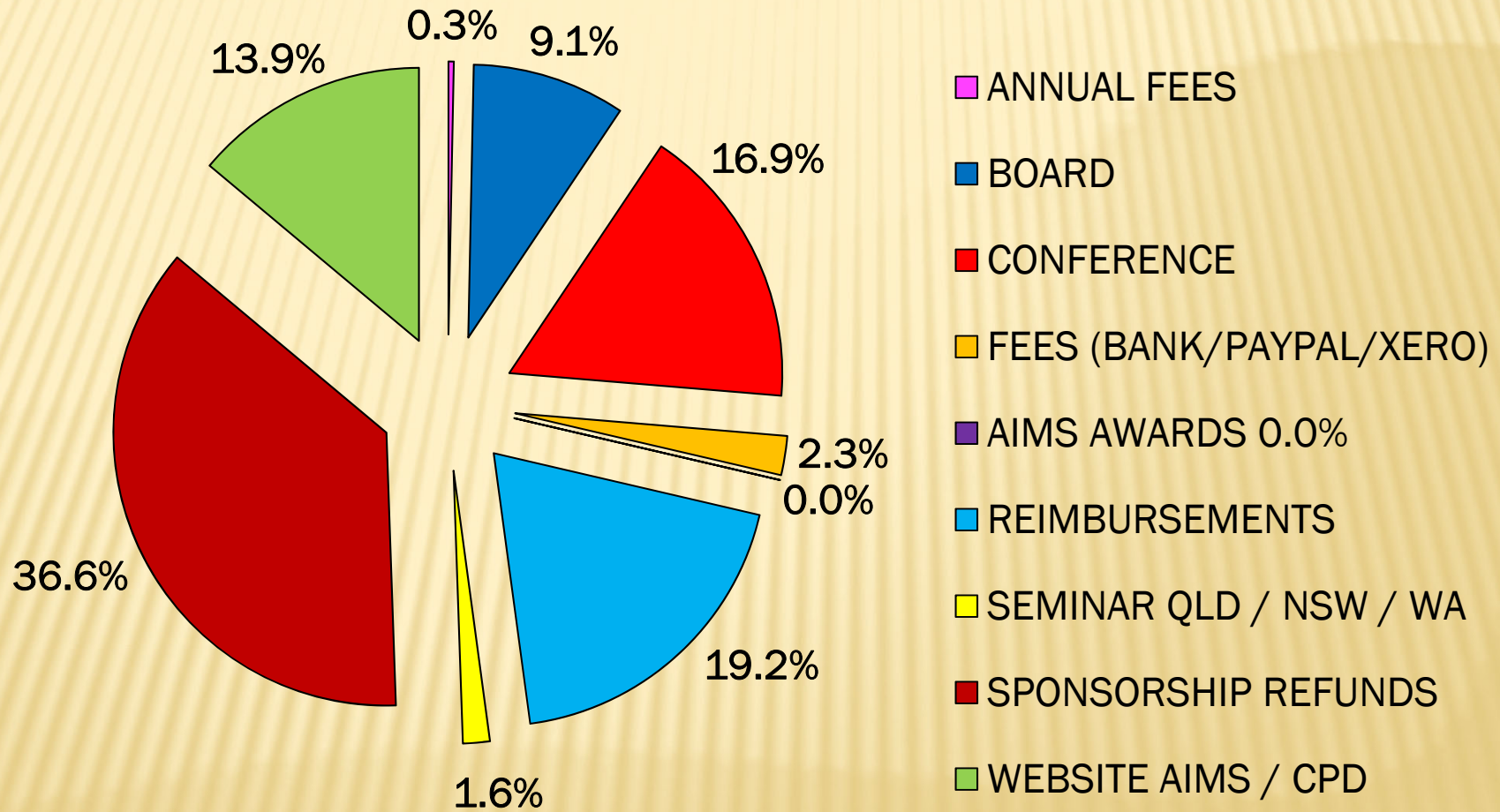


2020 Deficit = -\$443

2020 INCOME



2020 EXPENDITURE



PROFIT & LOSS STATEMENT 2019 VS 2020



Profit & Loss Statement

Australian Institute of Mine Surveyors Ltd
For the year ended 31 December 2020

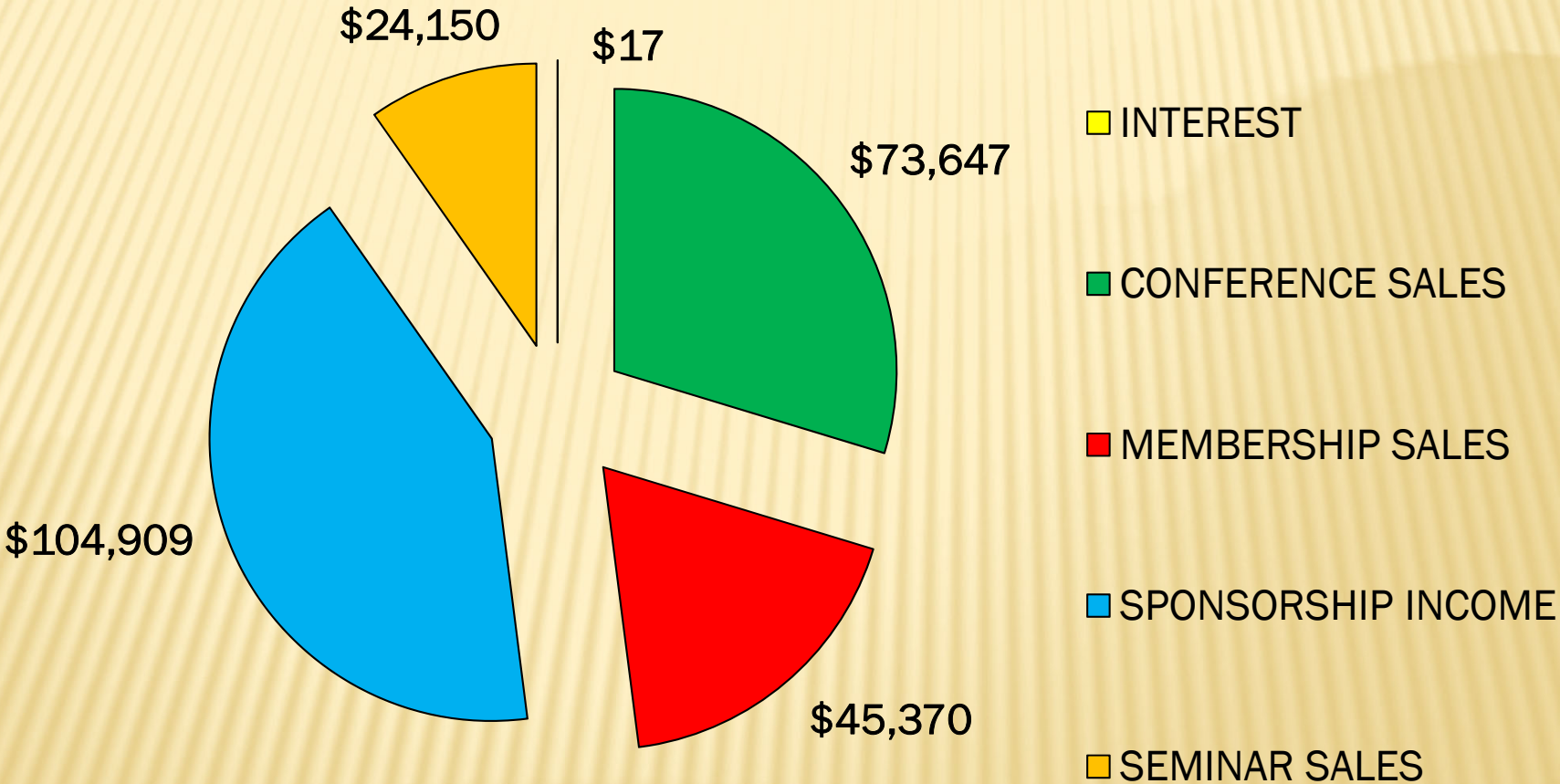
| | NOTES | 2020 | 2019 |
|----------------------------------|-------|----------------|----------------|
| Income | | | |
| Revenue | | | |
| Conference Sales - Members | | 22,010 | 299,441 |
| Membership Sales | | 73,690 | 69,099 |
| Seminar Fees - Members | | 5,647 | 20,985 |
| Seminar Fees - Non Members | | 2,209 | - |
| Sponsorship Income | | 53,318 | 1,700 |
| Webinar Non members | | 201 | - |
| Total Revenue | | 157,075 | 391,226 |
| Total Income | | 157,075 | 391,226 |
| Other Income | | | |
| Interest | | 79 | 140 |
| Other Income | | - | 91 |
| Total Other Income | | 79 | 231 |
| Total Income | | 157,154 | 391,456 |
| Expenses | | | |
| Accountancy | | 2,087 | 2,544 |
| AIMS Awards | | - | 45 |
| Board | | 3,323 | 18,707 |
| Book Keeping | | 1,865 | 1,325 |
| Conference Expense | | 26,684 | 254,558 |
| Fees | | 3,239 | 3,077 |
| Filing Fees - ASIC | | 500 | 1,261 |
| Insurance | | 1,676 | 537 |
| Marketing | | 919 | - |
| Membership/Subscription | | 500 | - |
| Networking | | 3,371 | - |
| Postage | | 369 | 357 |
| Reimbursements | | 479 | 1,158 |
| Seminar Expenses | | 2,500 | 32,337 |
| Sponsorship | | 8,250 | 20,000 |
| Stationary | | 96 | 581 |
| Stripe Fees | | 410 | 2,633 |
| Website | | 21,914 | 23,722 |
| Travel and Accommodation | | 96 | - |
| Seminar Fees Non Members Refunds | | 2,164 | - |
| Conference Refunds | | 22,010 | - |
| Seminar Fees Members Refunds | | 5,647 | - |

| | NOTES | 2020 | 2019 |
|-----------------------|-------|----------------|----------------|
| Sponsorship Refunds | | 49,500 | - |
| Total Expenses | | 157,598 | 362,841 |
| Profit/(Loss) | | (443) | 28,615 |

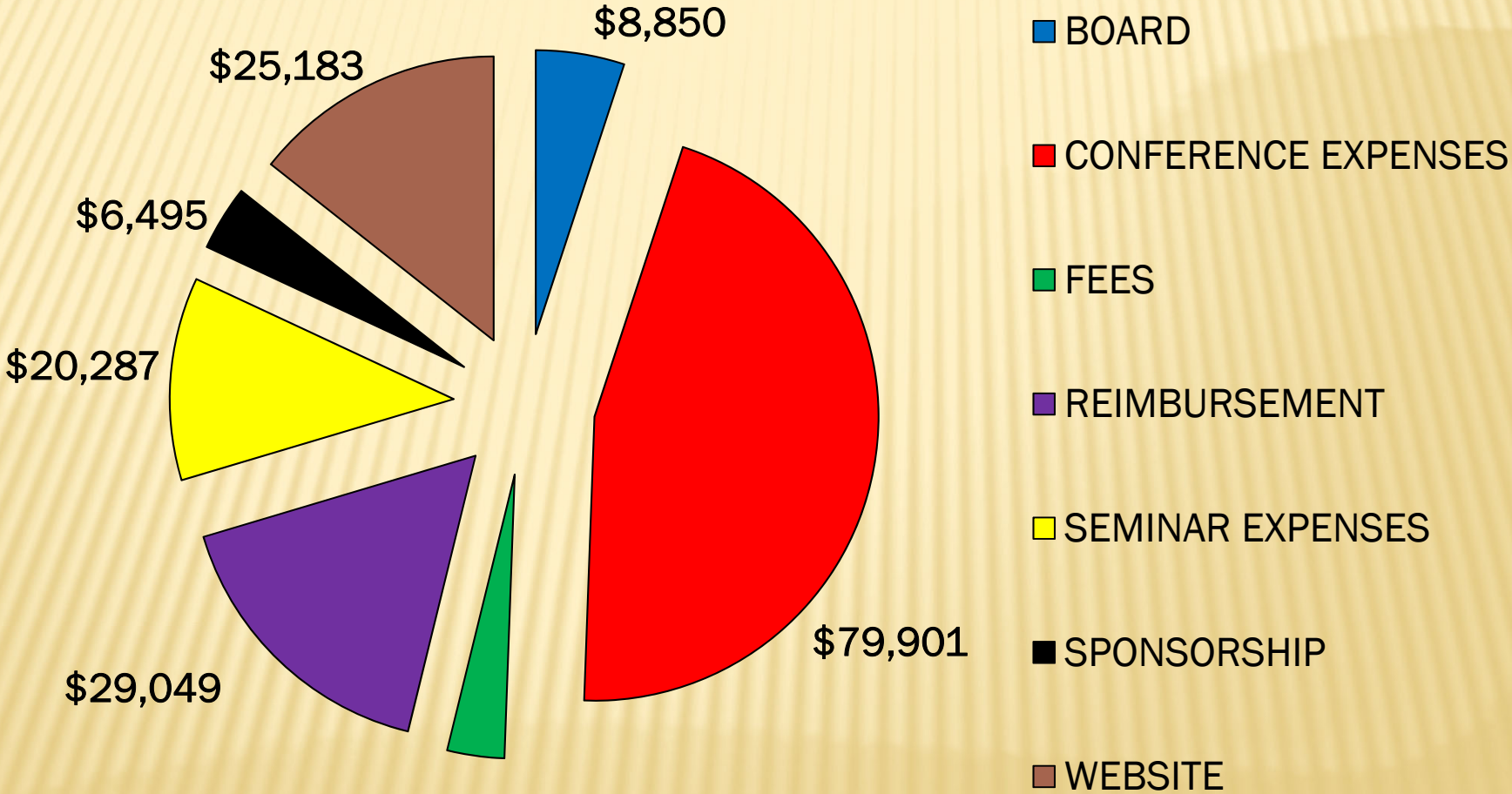
2020 SUMMARY

- ✘ Reports audited by Gowing & Co (Muswellbrook)
- ✘ Successfully submitted to ASIC
- ✘ 2020 was a challenging year for AIMS COVID impacted many events
- ✘ Total deficit for the year = \$ (443)

2021 INCOME (DETAIL - NOV)



2021 EXPENDITURE (DETAIL - NOV)



2021 SUMMARY

- ✘ Covid 19 has reduced the amount of events AIMS has been able to host.
- ✘ Each cancelled event still incurs a cost. Paypal/ stripe fees are still paid when the event is refunded.
- ✘ National conference expense will be spread over 2021-22 which will artificially inflate the profit for 2021.